

# Triflex

Delivering solutions together.

Surface design

## Triflex Creative Design



BALCONIES | TERRACES | WALKWAYS



Surface design

# Triflex Creative Design

## Limitless design options



### Great-looking surfaces with a variety of motifs

Triflex Creative Design is ideal for customising our waterproofing and coating systems. You have the choice of either Triflex FloorTattoos or Triflex Design Sheet. From "tile design" with Triflex Design Sheet to ornaments and individual motifs with Triflex FloorTattoos, you can create beautiful, eye-catching Triflex finishes.

Triflex has more than 45 years of experience in building refurbishment. With Triflex Creative Design you can add creative finishes to visually enhance our durable waterproofing and coating systems.



### Creative design

Colours, shapes and finishes can be combined any way you like. Virtually any geometry can be created with our unique Triflex sheet technology.





Surface design

# Triflex Creative Design

## Applications



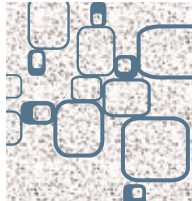

**Triflex Creative Design** is an addition to our systems for balconies, terraces and loggias. The proven waterproofing and coating systems from Triflex can be enhanced with many different surface patterns, textures, details and colour features. Whether for private or public spaces – the creative design possibilities with liquid applied waterproofing know no bounds. This brochure provides an overview of the Triflex FloorTattoos and Triflex Design Sheets available for you to order.

On request we can even produce custom-designed motifs.

### Individuality and reliability

Triflex Creative Design combines design flair with durable waterproofing. Beautiful balcony floors and terraces really add to your quality of living. Vibrant colours, imaginative patterns and the surface finish create lively open spaces.

In this brochure, you will find more than 80 standard motifs. They can be varied in both design and size.



## There are two distinct laying methods



### Positive laying method

Triflex FloorTattoo is applied to the surface colour and sealed with the selected decorative colour. After the curing period, the sheet is removed. The pattern remains in place, creating a positive relief.




Application sheet  
Triflex FloorTattoo Leaves



### Negative laying method

Triflex FloorTattoo is applied to the substrate colour, which will also be the subsequent joint colour. The finish colour is applied on top across the entire surface. The sheet is removed after the curing period, leaving an indentation. The finished pattern thus forms a negative relief.




Application sheet  
Triflex FloorTattoo Orient



Surface design

# Triflex Creative Design

## Triflex Design Sheet – Floor motifs



### Reliably waterproofed finishes with a tile look

If you want to reliably waterproof your balcony or terrace, and you also love the look of a tiled finish, then Triflex Design Sheet is the answer. You can use it to create both symmetrical and irregular quarry stone effects. In addition, you can create your own surface design with Triflex Design Tape. The great advantage of the tile look with Triflex Design Sheet is that, unlike conventional tiles, frost will not make it freeze and crack. All Triflex Design Sheets are applied using the negative laying method so that the joints do not create a trip hazard.

With Triflex Design Sheet you can combine a variety of finish colours, or even Triflex finishes with Chips Design and Colour Design. Just let your creativity run free.








## Triflex Design Sheet – Floor motifs


### Negative laying method

#### Quarry stone




Triflex Design Sheet Quarry Stone  
Size: 1.20 x 0.87 m

#### Quarry stone, thin joint




Triflex Design Sheet Quarry Stone,  
thin joint  
Size: 1.20 x 0.87 m

#### Q100




Triflex Design Sheet Q100  
Tile pattern: square tile 100 x 100 mm,  
joint width 8 mm, 12 x 8 tiles  
Size: 1.304 x 0.872 m

#### Q145




Triflex Design Sheet Q145  
Tile pattern: square tile 145 x 145 mm,  
joint width 10 mm, 10 x 6 tiles  
Size: 1.56 x 0.94 m

#### Q195




Triflex Design Sheet Q195  
Tile pattern: square tile 195 x 195 mm,  
joint width 10 mm, 8 x 4 tiles  
Size: 1.65 x 0.83 m

#### Q300




Triflex Design Sheet Q300  
Tile pattern: square tile 300 x 300 mm,  
joint width 10 mm, 5 x 3 tiles  
Size: 1.56 x 0.94 m

#### R195




Triflex Design Sheet R195  
Tile pattern: rectangular tile 195 x 145 mm,  
joint width 10 mm, 8 x 6 tiles  
Size: 1.65 x 0.94 m

#### R300



Triflex Design Sheet R300  
Tile pattern: rectangular tile 300 x 195 mm,  
joint width 10 mm, 5 x 4 tiles  
Size: 1.56 x 0.94 m

#### WV1



Triflex Design Sheet WV1  
Tile pattern: irregular lattice,  
largest single tile 600 x 400 mm,  
smallest single tile 200 x 200 mm,  
joint width 10 mm  
Size: 1.21 x 0.81 m

**Please note:**

The colours and finishes shown here are examples only.  
Triflex supplies a wide range of colours and finishes.



Surface design

# Triflex Creative Design

## Triflex FloorTattoo – Borders



### Defining surfaces

Accentuate specific areas of your Triflex finish using Triflex FloorTattoo borders. Our range of different motifs, with everything from "Classic" to "Ethno" and "Stone", offers something for every taste and every setting.





Surface design


# Triflex Creative Design



## Triflex FloorTattoo – Borders

Positive laying method

### Classic



Triflex FloorTattoo  
Border Classic  
Size: 230 x 15 cm,  
incl. corner piece  
15 x 15 cm

### Lizard



Triflex FloorTattoo  
Border Lizard  
Size: 120 x 22 cm

### Ethno




Triflex FloorTattoo  
Border Ethno  
Size: 107 x 20 cm

### Floral




Triflex FloorTattoo  
Border Floral  
Size: 228 x 17 cm,  
incl. corner piece  
17 x 17 cm

### Orient



Triflex FloorTattoo  
Border Orient  
Size: 120 x 19,5 cm

### Stone



Triflex FloorTattoo  
Border Stone  
Size: 120 x 15 cm

**Please note:**

The colours and finishes shown here are examples only.  
Triflex supplies a wide range of colours and finishes.



Surface design

# Triflex Creative Design

## Triflex FloorTattoo – Single motifs




### Unique finish designs

With individual Triflex FloorTattoo motifs, you can give a Triflex finish your own very personal touch. You can combine any of the motifs on the following pages, or use them individually as visual highlights. A great idea both for the home and for public spaces.



### Individual motifs over a large area.

Triflex FloorTattoo isn't just for small areas. You can also apply your chosen motif multiple times or extend it to bring large areas to life.







## Triflex FloorTattoo – Single motifs

Positive laying method



### Anchor "home harbour"

Triflex FloorTattoo  
Anchor  
"home harbour"  
Size: 67 x 80 cm

### Flower

Triflex FloorTattoo  
Flower  
Size: 95 x 95 cm

### Carpe Diem

Triflex FloorTattoo  
Carpe Diem  
Size: 80 x 22 cm

### Antlers

Triflex FloorTattoo  
Antlers  
Size: 66 x 80 cm

### Home Sweet Home

Triflex FloorTattoo  
Home Sweet Home  
Size: 70 x 40 cm

### Cat

Triflex FloorTattoo  
Cat  
Size: 20 x 80 cm

### Koi

Triflex FloorTattoo  
Koi  
Size: 90 x 85 cm



### Flying Cranes

Triflex FloorTattoo  
Flying Cranes  
Size: 90 x 80 cm

### Standing Cranes

Triflex FloorTattoo  
Standing Cranes  
Size: 82 x 95 cm

### Circles

Triflex FloorTattoo  
Circles  
Size: 95 x 115 cm

### Lighthouse

Triflex FloorTattoo  
Lighthouse  
Size: 80 x 92 cm

### Luxusbalkon

Triflex FloorTattoo  
Luxusbalkon  
Size: 120 x 63 cm

### Magnolia

Triflex FloorTattoo  
Magnolia  
Size: 75 x 120 cm

### My Home is my Castle

Triflex FloorTattoo  
My Home is my Castle  
Size: 100 x 40 cm

**Please note:**

The colours and finishes shown here are examples only.  
Triflex supplies a wide range of colours and finishes.




# Triflex Creative Design



## Triflex FloorTattoo – Single motifs

### Positive laying method



#### Tendril

Triflex FloorTattoo  
Tendril  
Size: 95 x 115 cm

#### Retro

Triflex FloorTattoo  
Retro  
Size: 120 x 95 cm

#### Royal

Triflex FloorTattoo  
Royal  
Size: 95 x 95 cm

#### Stars

Triflex FloorTattoo  
Stars  
Size: 95 x 95 cm

#### Ship's Wheel

Triflex FloorTattoo  
Ship's Wheel  
Size: 100 x 100 cm

#### Birds


Triflex FloorTattoo  
Birds  
Size: 100 x 90 cm

#### Grapevine

Triflex FloorTattoo  
Grapevine  
Size: 95 x 120 cm

#### Wave

Triflex FloorTattoo  
Wave  
Size: 80 x 30 cm



#### Worldmap

Triflex FloorTattoo  
Worldmap  
Size: 163 x 95 cm

#### Wind Rose

Triflex FloorTattoo  
Wind Rose  
Size: 55 x 55 cm

#### Wind Rose shading

Triflex FloorTattoo  
Wind Rose shading  
Size: 100 x 100 cm

### Negative laying method



#### Owl

Triflex FloorTattoo  
Owl  
Size: 65 x 60 cm

#### Orient

Triflex FloorTattoo  
Orient  
Size: 95 x 95 cm

#### Parquet

Triflex FloorTattoo  
Parquet  
Size: 95 x 95 cm

#### Dandelion

Triflex FloorTattoo  
Dandelion  
Size: 95 x 120 cm





## Triflex FloorTattoo – Single motifs

### Positive laying method



#### Zodiac sign Pisces

Triflex FloorTattoo  
Zodiac sign Pisces  
Size: 53 x 60 cm

#### Zodiac sign Virgo

Triflex FloorTattoo  
Zodiac sign Virgo  
Size: 48 x 60 cm

#### Zodiac sign Cancer

Triflex FloorTattoo  
Zodiac sign Cancer  
Size: 69 x 60 cm

#### Zodiac sign Lion

Triflex FloorTattoo  
Zodiac sign Lion  
Size: 58 x 60 cm

#### Zodiac sign Sagittarius

Triflex FloorTattoo  
Zodiac sign Sagittarius  
Size: 75 x 60 cm

#### Zodiac sign Scorpio

Triflex FloorTattoo  
Zodiac sign Scorpio  
Size: 61 x 60 cm



#### Zodiac sign Capricorn

Triflex FloorTattoo  
Zodiac sign Capricorn  
Size: 57 x 60 cm

#### Zodiac sign Taurus

Triflex FloorTattoo  
Zodiac sign Taurus  
Size: 63 x 60 cm

#### Zodiac sign Libra

Triflex FloorTattoo  
Zodiac sign Libra  
Size: 64 x 60 cm

#### Zodiac sign Aquarius

Triflex FloorTattoo  
Zodiac sign Aquarius  
Size: 93 x 53 cm

#### Zodiac sign Aries

Triflex FloorTattoo  
Zodiac sign Aries  
Size: 82 x 60 cm

#### Zodiac sign Gemini

Triflex FloorTattoo  
Zodiac sign Gemini  
Size: 74 x 60 cm

**Please note:**

The colours and finishes shown here are examples only.  
Triflex supplies a wide range of colours and finishes.



Surface design

# Triflex Creative Design

## Triflex FloorTattoo – Function

### Surface design with a message

Use your reliably waterproofed Triflex finish for signage or advertising that will really get seen. Put together your own lettering, or highlight your company name on the floor. Mark out routes using the emergency exit sign or a range of different arrows. The examples on this page show just how versatile Triflex FloorTattoos can be.



### Positive laying method



































- A** Triflex FloorTattoo Letter A  
Size: 50 x 52 cm
- B** Triflex FloorTattoo Letter B  
Size: 47 x 52 cm
- C** Triflex FloorTattoo Letter C  
Size: 49 x 52 cm
- D** Triflex FloorTattoo Letter D  
Size: 48 x 52 cm
- E** Triflex FloorTattoo Letter E  
Size: 45 x 52 cm
- F** Triflex FloorTattoo Letter F  
Size: 43 x 52 cm
- G** Triflex FloorTattoo Letter G  
Size: 49 x 52 cm
- H** Triflex FloorTattoo Letter H  
Size: 47 x 52 cm
- I** Triflex FloorTattoo Letter I  
Size: 29 x 52 cm





## Triflex FloorTattoo – Function

### Positive laying method

	Triflex FloorTattoo Letter J Size: 41 x 52 cm		Triflex FloorTattoo Letter S Size: 47 x 52 cm		Triflex FloorTattoo Exclamation mark Size: 29 x 52 cm		Triflex FloorTattoo Number 7 Size: 42 x 52 cm
	Triflex FloorTattoo Letter K Size: 49 x 52 cm		Triflex FloorTattoo Letter T Size: 46 x 52 cm		Triflex FloorTattoo Question mark Size: 42 x 52 cm		Triflex FloorTattoo Number 8 Size: 44 x 52 cm
	Triflex FloorTattoo Letter L Size: 43 x 52 cm		Triflex FloorTattoo Letter U Size: 47 x 52 cm		Triflex FloorTattoo Number 0 Size: 44 x 52 cm		Triflex FloorTattoo Number 9 Size: 44 x 52 cm
	Triflex FloorTattoo Letter M Size: 53 x 52 cm		Triflex FloorTattoo Letter V Size: 47 x 52 cm		Triflex FloorTattoo Number 1 Size: 36 x 52 cm		Triflex FloorTattoo Exit Size: 42 x 22 cm
	Triflex FloorTattoo Letter N Size: 47 x 52 cm		Triflex FloorTattoo Letter W Size: 60 x 52 cm		Triflex FloorTattoo Number 2 Size: 44 x 52 cm		Triflex FloorTattoo Arrow twice Size: 22 x 22 cm
	Triflex FloorTattoo Letter O Size: 51 x 52 cm		Triflex FloorTattoo Letter X Size: 50 x 52 cm		Triflex FloorTattoo Number 3 Size: 44 x 52 cm		Triflex FloorTattoo Arrow short Size: 30 x 25 cm
	Triflex FloorTattoo Letter P Size: 45 x 52 cm		Triflex FloorTattoo Letter Y Size: 50 x 52 cm		Triflex FloorTattoo Number 4 Size: 44 x 52 cm		Triflex FloorTattoo Arrow round Size: 37 x 22 cm
	Triflex FloorTattoo Letter Q Size: 51 x 52 cm		Triflex FloorTattoo Letter Z Size: 47 x 52 cm		Triflex FloorTattoo Number 5 Size: 44 x 52 cm		Triflex FloorTattoo Arrow pointed Size: 43 x 22 cm
	Triflex FloorTattoo Letter R Size: 47 x 52 cm				Triflex FloorTattoo Number 6 Size: 44 x 52 cm		

**Please note:**

The motifs shown here show the application sheets.  
Triflex supplies a wide range of colours and finishes.



Surface design

# Triflex Creative Design

## More creative ideas



### Eye-catching accents

If you want more than just a plain floor for your balcony or patio, why not add a touch of your own design flair to your outside areas with Triflex Creative Design. Innovative Triflex FloorTattoos create just the right look exactly where you want it – perfectly tailored to suit your personal tastes.

### Create your own designs

If you want to decorate your balcony or terrace with a Triflex FloorTattoo, but you can't find the right motif, no problem! Simply tell us about your ideas and the right look for you. Together we'll find a way to implement your personalised motif. Contact your specialist contractor.







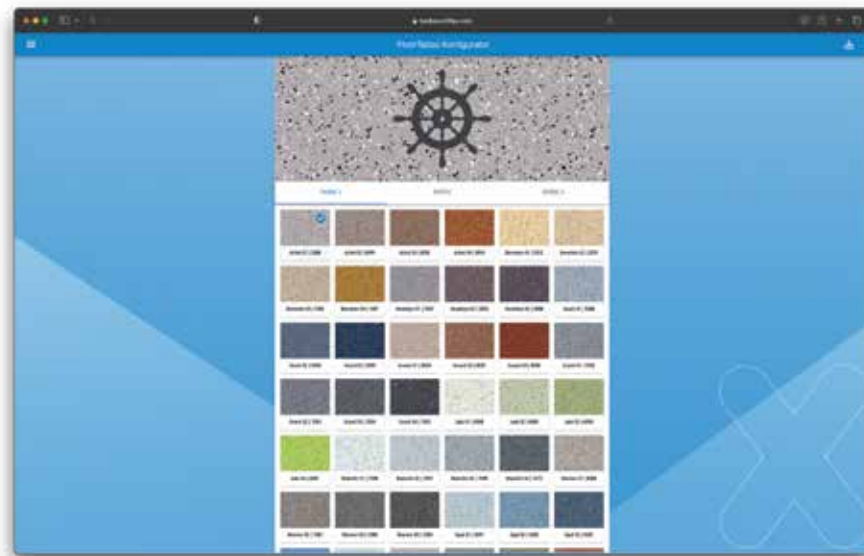

Surface design

# Triflex Creative Design

## Finishes & tools

### Creating unique designs

The Triflex FloorTattoos and Triflex Design Sheet shown here, together with a total of more than 70 Triflex colours in the Triflex Chips Design and Triflex Colour Design finishes, give you countless options for creating a unique look for your outdoor areas. Simply have a look at our colour charts and the Triflex Creative Design planning documents, and get inspired. For further information about Triflex surface design, visit [www.triflex.com/de/triflex-oberflaechengestaltung](http://www.triflex.com/de/triflex-oberflaechengestaltung).



### Triflex FloorTattoo Configurator

If you can't make up your mind which Triflex FloorTattoo or finish to choose, use our Triflex Toolbox at [toolbox.triflex.com](http://toolbox.triflex.com). The Toolbox works as both a smartphone app and a web app. Try out various colour combinations and find the one that best suits your favourite motif.

### Triflex Balcony Designer

Use Triflex Balcony Designer to try out the many different design options with Triflex Design Sheet: It only takes a few clicks to get a realistic picture of your favourite designs on your screen. Combine colours, textures and patterns any way you like, and give your balcony, terrace, entrance or gallery its own unique look. To make the design even more personal, you can also upload a photo of your balcony or your roof terrace.



# Triflex

Delivering solutions together.

## International

Triflex GmbH & Co. KG  
Karlstrasse 59  
32423 Minden | Germany  
Fon +49 571 38780-708  
international@triflex.com  
www.triflex.com

